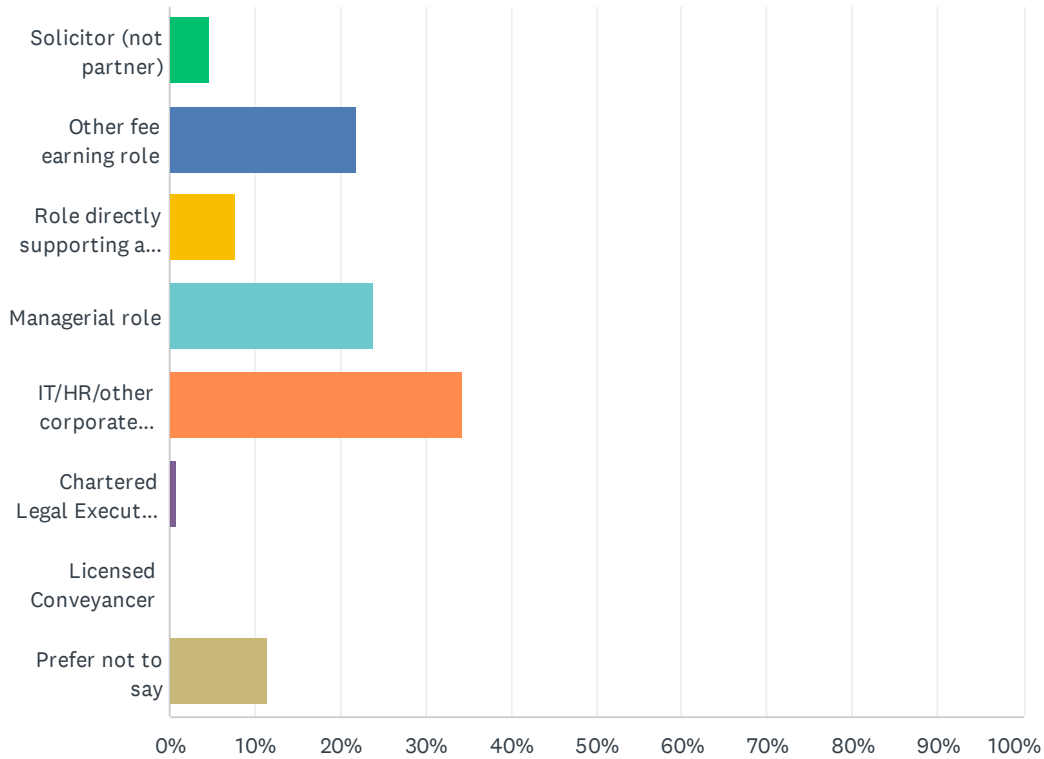


Q1 Select one category which best describes your role in the firm. (Reference to solicitors includes Registered Foreign Lawyers).

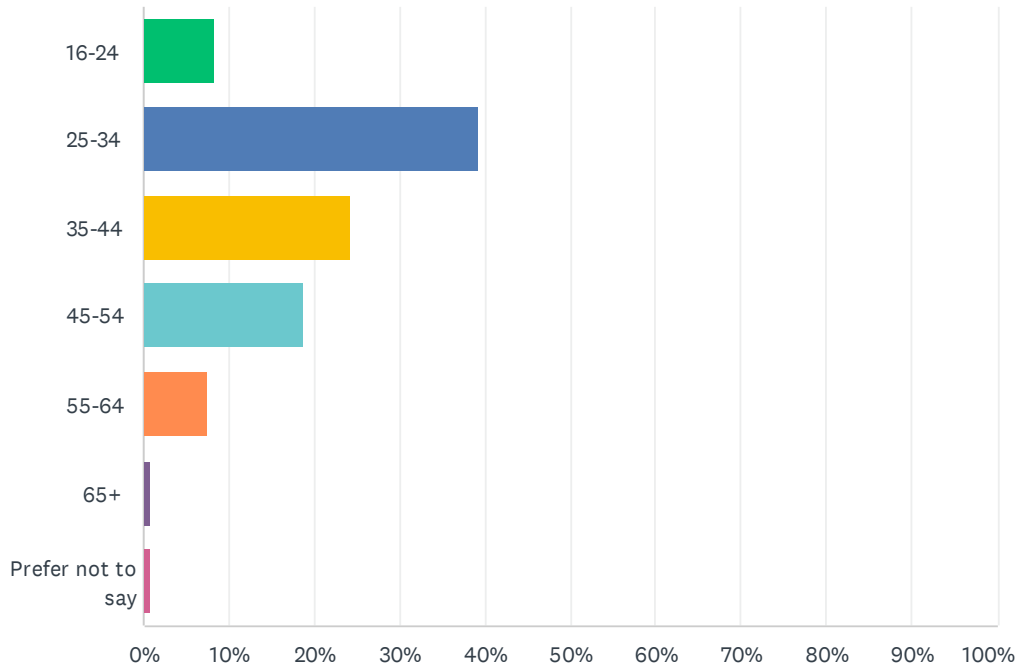
Answered: 105 Skipped: 2



| ANSWER CHOICES | RESPONSES | |
|--|-----------|----|
| Solicitor (not partner) | 4.76% | 5 |
| Other fee earning role | 21.90% | 23 |
| Role directly supporting a fee earner | 7.62% | 8 |
| Managerial role | 23.81% | 25 |
| IT/HR/other corporate services role | 34.29% | 36 |
| Chartered Legal Executive (Fellow)/ CILEx Practitioner | 0.95% | 1 |
| Licensed Conveyancer | 0.00% | 0 |
| Prefer not to say | 11.43% | 12 |
| Total Respondents: 105 | | |

Q2 Which age category are you in?

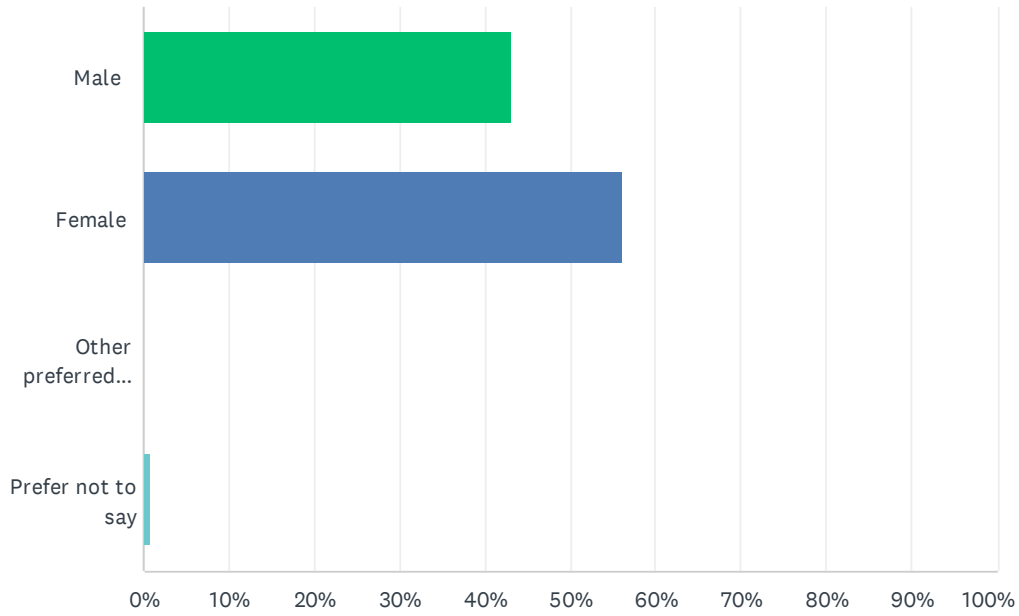
Answered: 107 Skipped: 0



| ANSWER CHOICES | RESPONSES | |
|------------------------|-----------|----|
| 16-24 | 8.41% | 9 |
| 25-34 | 39.25% | 42 |
| 35-44 | 24.30% | 26 |
| 45-54 | 18.69% | 20 |
| 55-64 | 7.48% | 8 |
| 65+ | 0.93% | 1 |
| Prefer not to say | 0.93% | 1 |
| Total Respondents: 107 | | |

Q3 What is your sex?

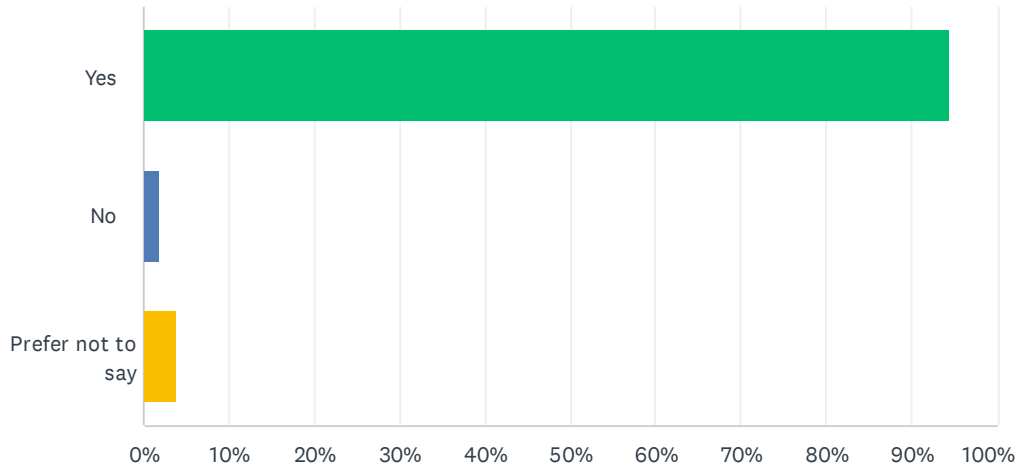
Answered: 107 Skipped: 0



| ANSWER CHOICES | RESPONSES | |
|-----------------------------|-----------|----|
| Male | 42.99% | 46 |
| Female | 56.07% | 60 |
| Other preferred description | 0.00% | 0 |
| Prefer not to say | 0.93% | 1 |
| Total Respondents: 107 | | |

Q4 Is the gender you identify with the same as your sex registered at birth?

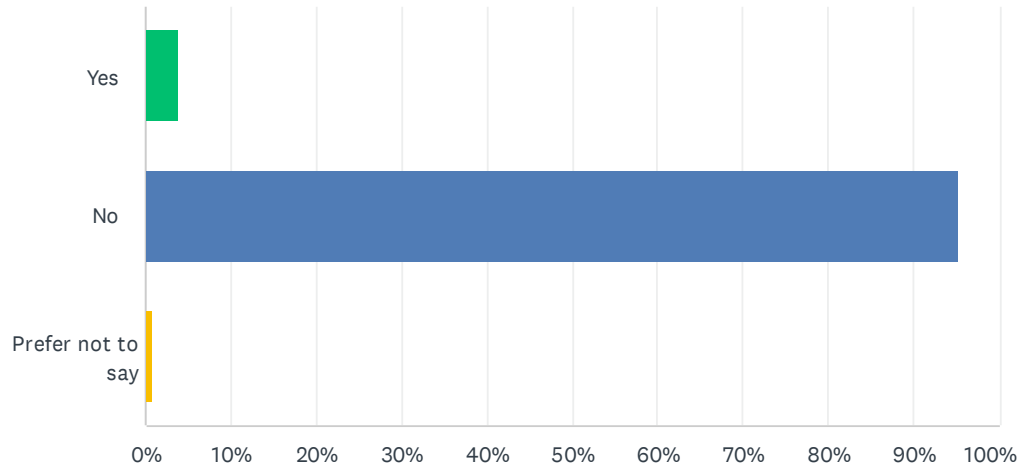
Answered: 107 Skipped: 0



| ANSWER CHOICES | RESPONSES | |
|------------------------|-----------|-----|
| Yes | 94.39% | 101 |
| No | 1.87% | 2 |
| Prefer not to say | 3.74% | 4 |
| Total Respondents: 107 | | |

Q5 Do you consider yourself to have a disability according to the definition in the Equality Act 2010?

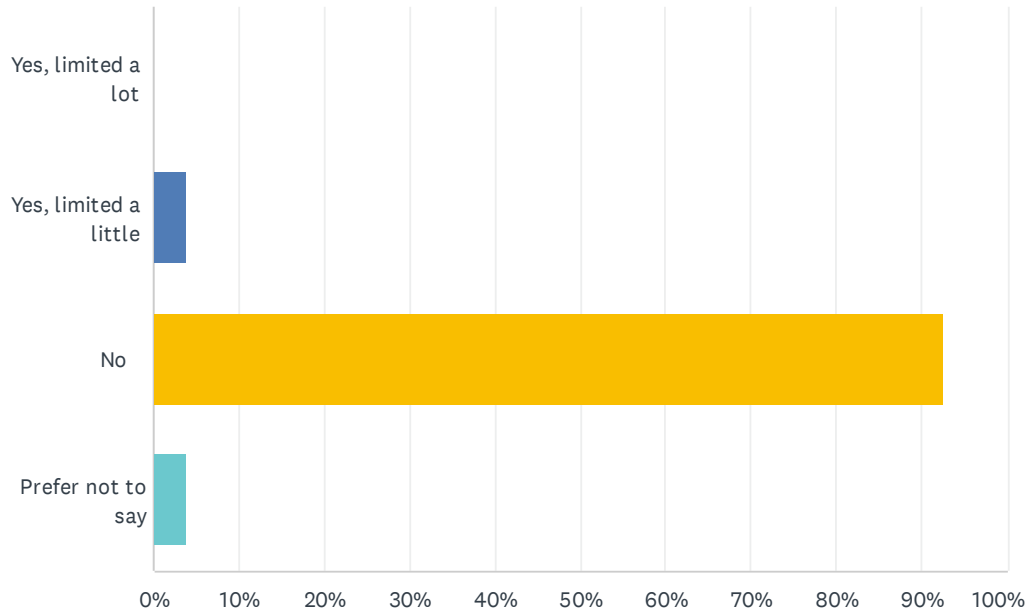
Answered: 106 Skipped: 1



| ANSWER CHOICES | RESPONSES |
|------------------------|------------|
| Yes | 3.77% 4 |
| No | 95.28% 101 |
| Prefer not to say | 0.94% 1 |
| Total Respondents: 106 | |

Q6 Are your day-to-day activities limited because of a health problem or disability which has lasted, or is expected to last, at least 12 months?

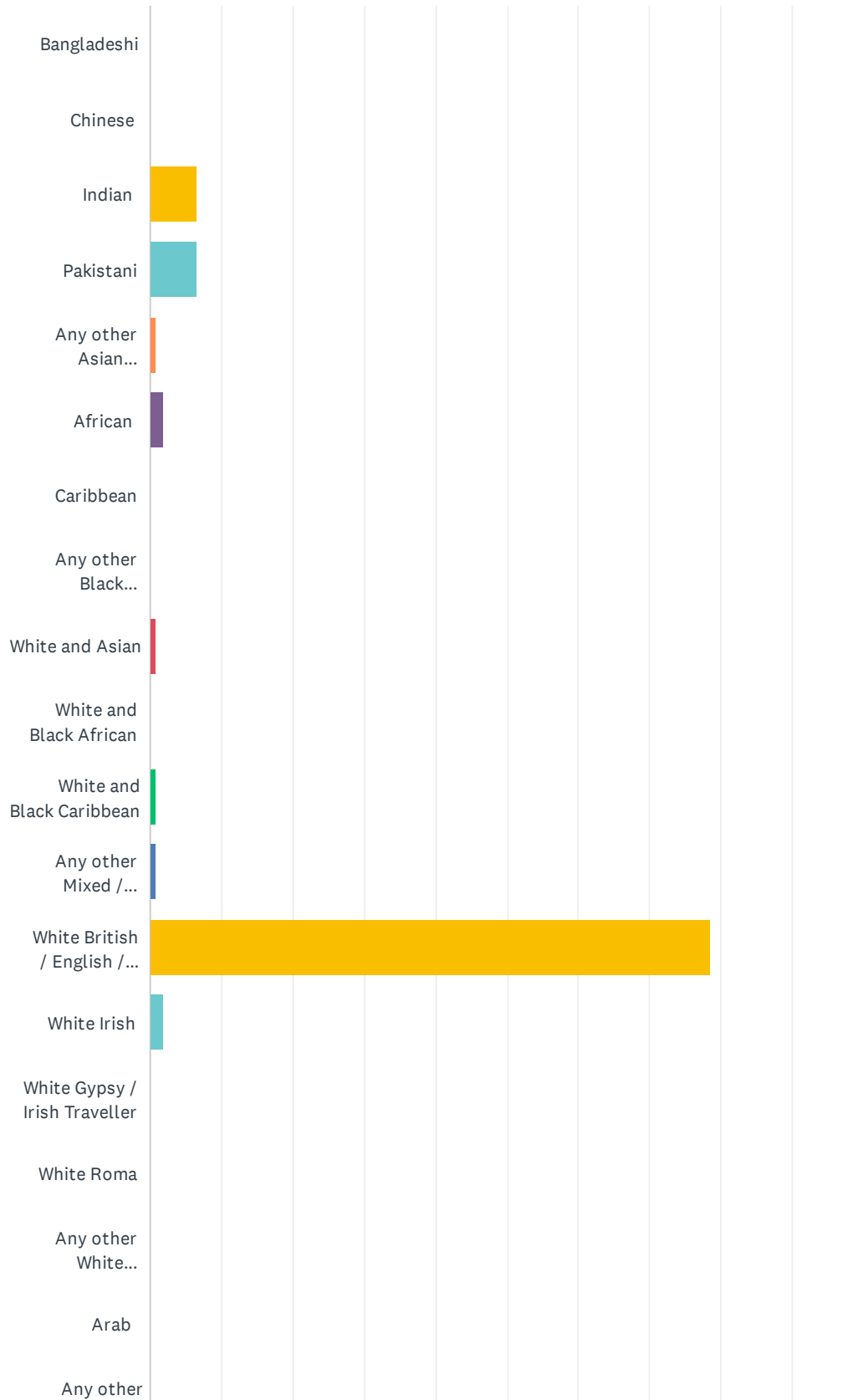
Answered: 106 Skipped: 1

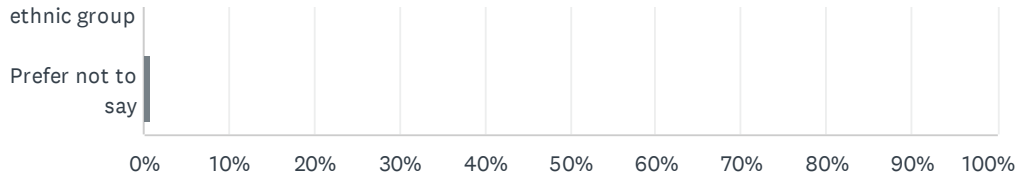


| ANSWER CHOICES | RESPONSES |
|-----------------------|------------|
| Yes, limited a lot | 0.00% 0 |
| Yes, limited a little | 3.77% 4 |
| No | 92.45% 98 |
| Prefer not to say | 3.77% 4 |
| TOTAL | 106 |

Q7 What is your ethnic group?

Answered: 107 Skipped: 0

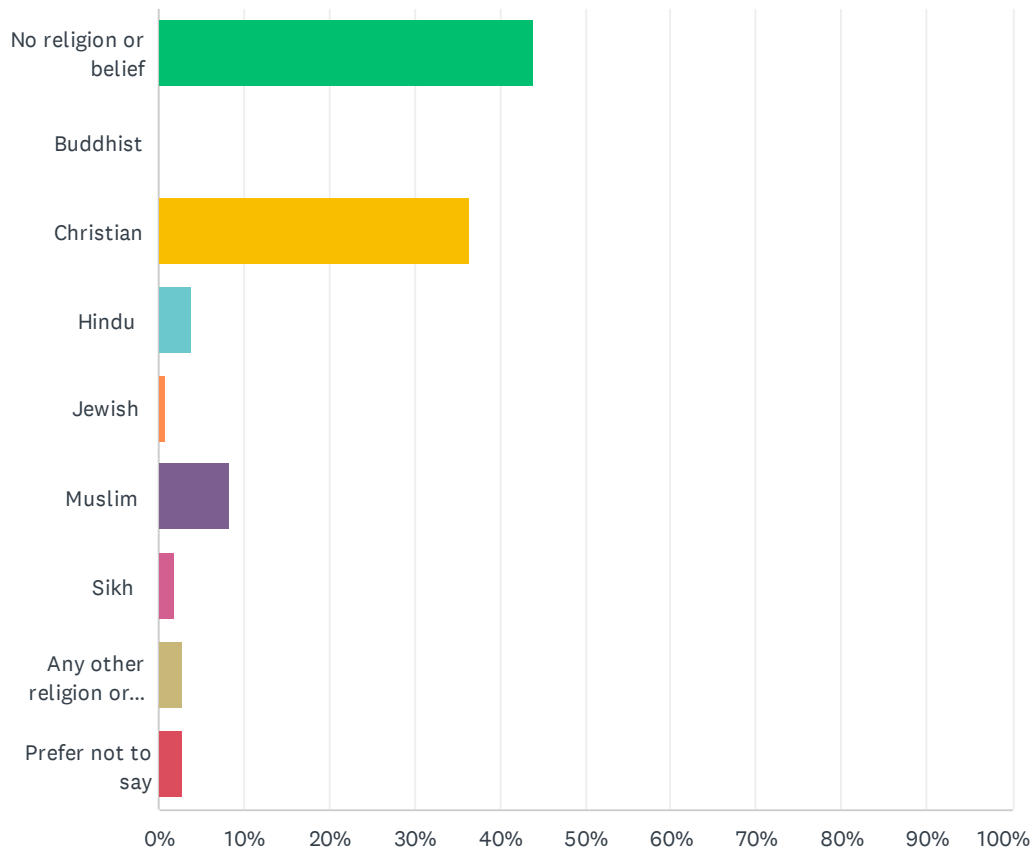




| ANSWER CHOICES | RESPONSES | |
|---|-----------|----|
| Bangladeshi | 0.00% | 0 |
| Chinese | 0.00% | 0 |
| Indian | 6.54% | 7 |
| Pakistani | 6.54% | 7 |
| Any other Asian background | 0.93% | 1 |
| African | 1.87% | 2 |
| Caribbean | 0.00% | 0 |
| Any other Black background | 0.00% | 0 |
| White and Asian | 0.93% | 1 |
| White and Black African | 0.00% | 0 |
| White and Black Caribbean | 0.93% | 1 |
| Any other Mixed / Multiple ethnic background | 0.93% | 1 |
| White British / English / Welsh / Northern Ireland / Scottish | 78.50% | 84 |
| White Irish | 1.87% | 2 |
| White Gypsy / Irish Traveller | 0.00% | 0 |
| White Roma | 0.00% | 0 |
| Any other White Background | 0.00% | 0 |
| Arab | 0.00% | 0 |
| Any other ethnic group | 0.00% | 0 |
| Prefer not to say | 0.93% | 1 |
| Total Respondents: 107 | | |

Q8 What is your religion or belief?

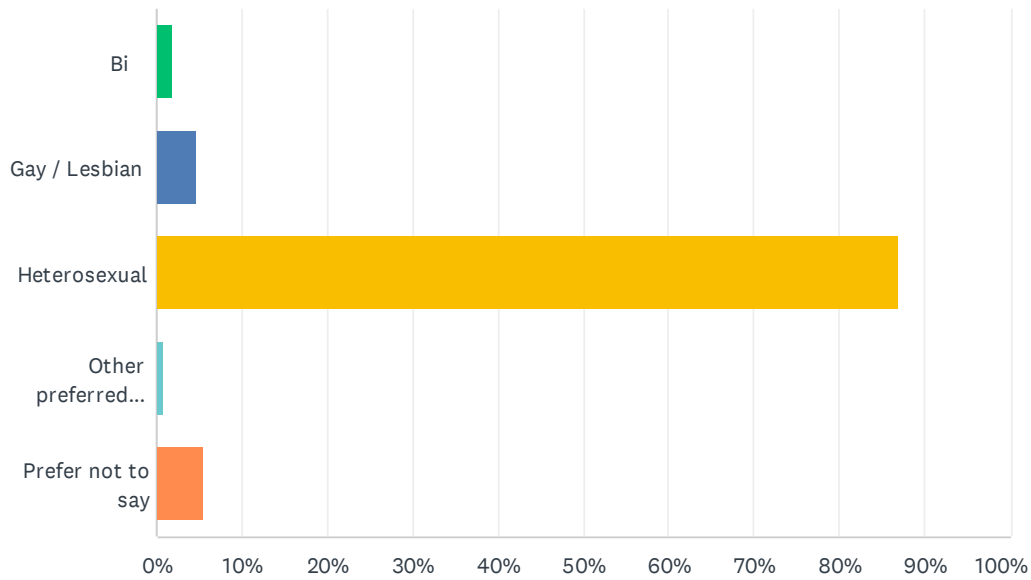
Answered: 107 Skipped: 0



| ANSWER CHOICES | RESPONSES | |
|------------------------------|-----------|----|
| No religion or belief | 43.93% | 47 |
| Buddhist | 0.00% | 0 |
| Christian | 36.45% | 39 |
| Hindu | 3.74% | 4 |
| Jewish | 0.93% | 1 |
| Muslim | 8.41% | 9 |
| Sikh | 1.87% | 2 |
| Any other religion or belief | 2.80% | 3 |
| Prefer not to say | 2.80% | 3 |
| Total Respondents: 107 | | |

Q9 What is your sexual orientation?

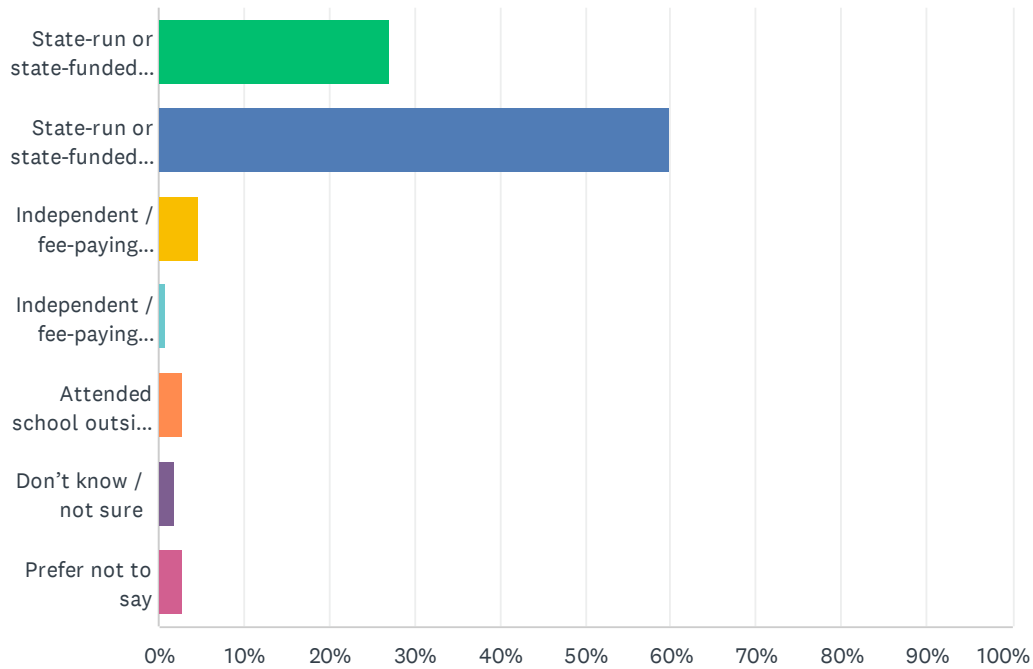
Answered: 107 Skipped: 0



| ANSWER CHOICES | RESPONSES | |
|-----------------------------|-----------|----|
| Bi | 1.87% | 2 |
| Gay / Lesbian | 4.67% | 5 |
| Heterosexual | 86.92% | 93 |
| Other preferred description | 0.93% | 1 |
| Prefer not to say | 5.61% | 6 |
| Total Respondents: 107 | | |

Q10 Which type of school did you attend for the most time between the ages of 11 and 16? (If you changed schools, please base your answer on the last two years of your education).

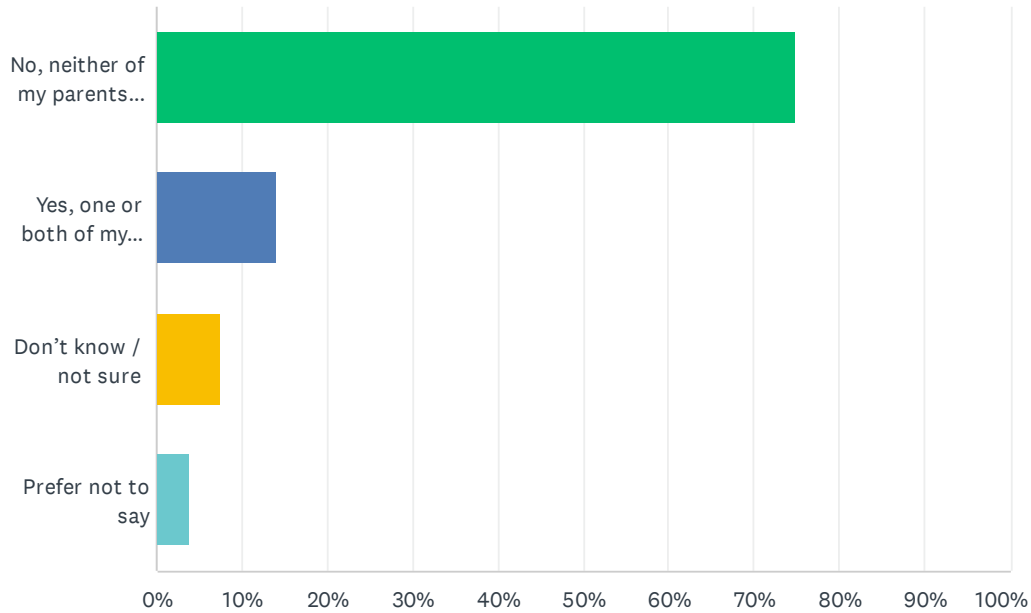
Answered: 107 Skipped: 0



| ANSWER CHOICES | RESPONSES | |
|---|-----------|----|
| State-run or state-funded school (selective on academic, faith or other grounds) | 27.10% | 29 |
| State-run or state-funded school (non-selective) | 59.81% | 64 |
| Independent / fee-paying school where I received no bursary or a bursary covering less than 90% of my tuition | 4.67% | 5 |
| Independent / fee-paying school where I received a bursary covering 90% or more of my tuition | 0.93% | 1 |
| Attended school outside the UK | 2.80% | 3 |
| Don't know / not sure | 1.87% | 2 |
| Prefer not to say | 2.80% | 3 |
| Total Respondents: 107 | | |

Q11 Did either of your parents attend university and gain a degree (eg BA/BSc or equivalent) by the time you were 18?

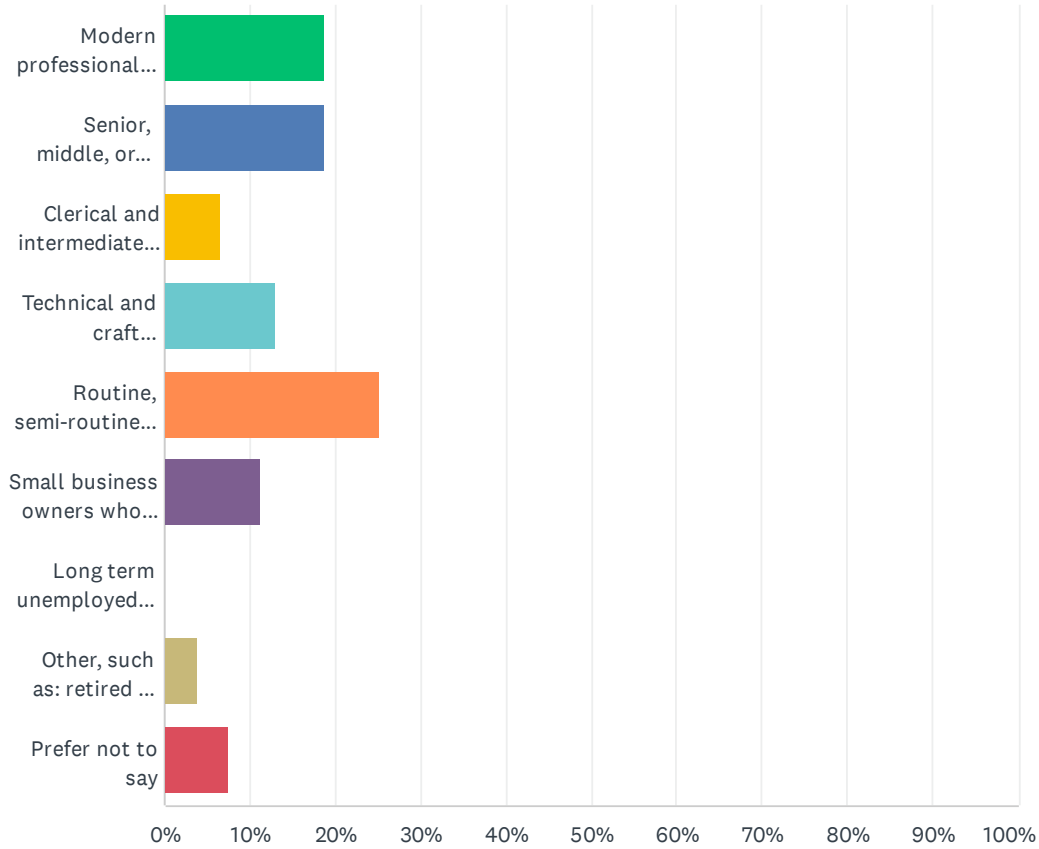
Answered: 107 Skipped: 0



| ANSWER CHOICES | RESPONSES | |
|--|-----------|----|
| No, neither of my parents attended university | 74.77% | 80 |
| Yes, one or both of my parents attended university | 14.02% | 15 |
| Don't know / not sure | 7.48% | 8 |
| Prefer not to say | 3.74% | 4 |
| Total Respondents: 107 | | |

Q12 What was the occupation of your main household earner when you were about 14?

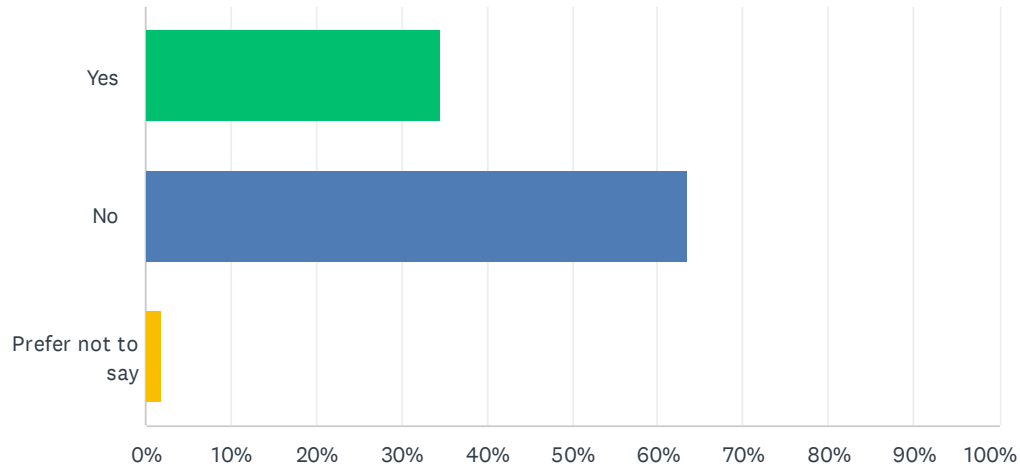
Answered: 107 Skipped: 0



| ANSWER CHOICES | RESPONSES | |
|---|-----------|----|
| Modern professional and traditional professional occupations such as: teacher, nurse, physiotherapist, social worker, musician, police officer (sergeant or above), software designer, accountant, solicitor, medical practitioner, scientist, civil / mechanical engineer. | 18.69% | 20 |
| Senior, middle, or junior managers or administrators such as: finance manager, chief executive, large business owner, office manager, retail manager, bank manager, restaurant manager, warehouse manager. | 18.69% | 20 |
| Clerical and intermediate occupations such as: secretary, personal assistant, call centre agent, clerical worker, nursery nurse. | 6.54% | 7 |
| Technical and craft occupations such as: motor mechanic, plumber, printer, electrician, gardener, train driver. | 13.08% | 14 |
| Routine, semi-routine, manual, and service occupations such as: postal worker, machine operative, security guard, caretaker, farm worker, catering assistant, sales assistant, HGV driver, cleaner, porter, packer, labourer, waiter/waitress, bar staff. | 25.23% | 27 |
| Small business owners who employed less than 25 people such as: corner shop owners, small plumbing companies, retail shop owner, single restaurant or cafe owner, taxi owner, garage owner. | 11.21% | 12 |
| Long term unemployed (claimed Jobseeker's Allowance or earlier unemployment benefit for more than a year) | 0.00% | 0 |
| Other, such as: retired / this question does not apply to me / I don't know | 3.74% | 4 |
| Prefer not to say | 7.48% | 8 |
| Total Respondents: 107 | | |

Q13 Are you a primary carer for a child or children under 18?

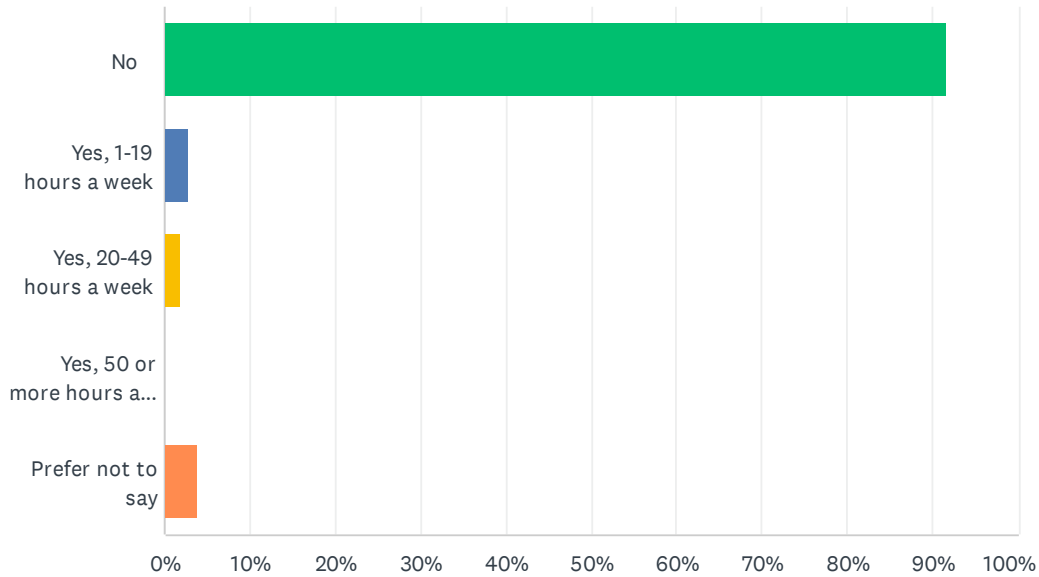
Answered: 107 Skipped: 0



| ANSWER CHOICES | RESPONSES | |
|------------------------|-----------|----|
| Yes | 34.58% | 37 |
| No | 63.55% | 68 |
| Prefer not to say | 1.87% | 2 |
| Total Respondents: 107 | | |

Q14 Do you look after or care for someone with long term physical or mental ill health caused by disability or age (not in a paid capacity)?

Answered: 107 Skipped: 0



| ANSWER CHOICES | RESPONSES | |
|------------------------------|-----------|----|
| No | 91.59% | 98 |
| Yes, 1-19 hours a week | 2.80% | 3 |
| Yes, 20-49 hours a week | 1.87% | 2 |
| Yes, 50 or more hours a week | 0.00% | 0 |
| Prefer not to say | 3.74% | 4 |
| Total Respondents: 107 | | |